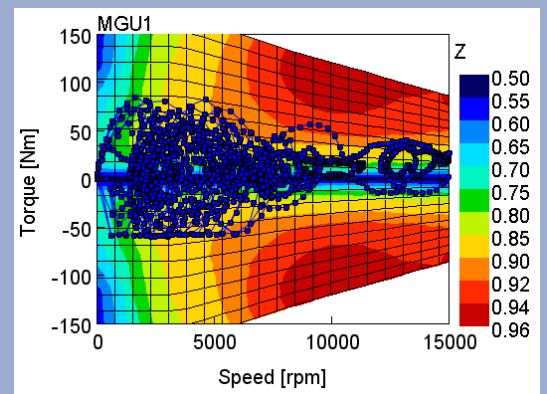
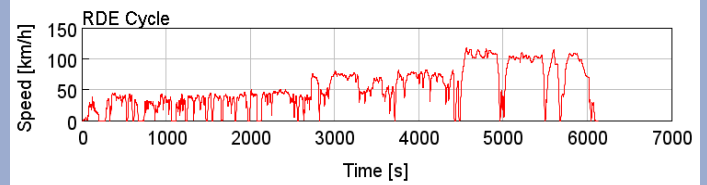
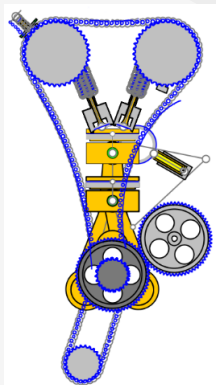


# MAHLE Powertrain 1D Analysis

- > Flexible simulation capability
- Rapid model creation & correlation
- Specification & optimisation



>> GT-SUITE applications



>> MPT 1.5L I3 simulation

## 1D Simulation Capability

1D simulation is the use of physics equations and empirical data to model the dynamics and integration of many parts within complex systems.

MAHLE Powertrain has vast experience of 1D simulation using GT-SUITE software. This allows for a first principals approach to any engineering problem. Rapidly generated models can be readily populated with data from our test cells and data bases before the specialist correlation and optimisation processes can begin.

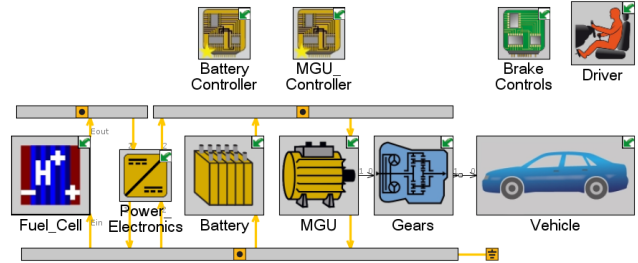
### Traditional Engine & Powertrain Simulation

- Mechanical Simulation
  - › Crankshafts, chains, belts, gears, pumps, lubrication
  - › Complete hybrid powertrain vibration analysis
- GT-POWER Engine Simulation
  - › Hardware selection & optimisation
  - › Novel technologies & combustion processes

# MAHLE Powertrain 1D Analysis

## Fuel Cell & xEV Simulation

- Optimisation of fuel cell size
- Analysis of fuel cell architecture concepts
- Hydrogen and air flow system modelling
  - › Tank filling
  - › Compression system dynamics
- Hybrid strategy development
  - › Energy development
  - › Automated optimisation techniques
- Full vehicle drive cycle simulation



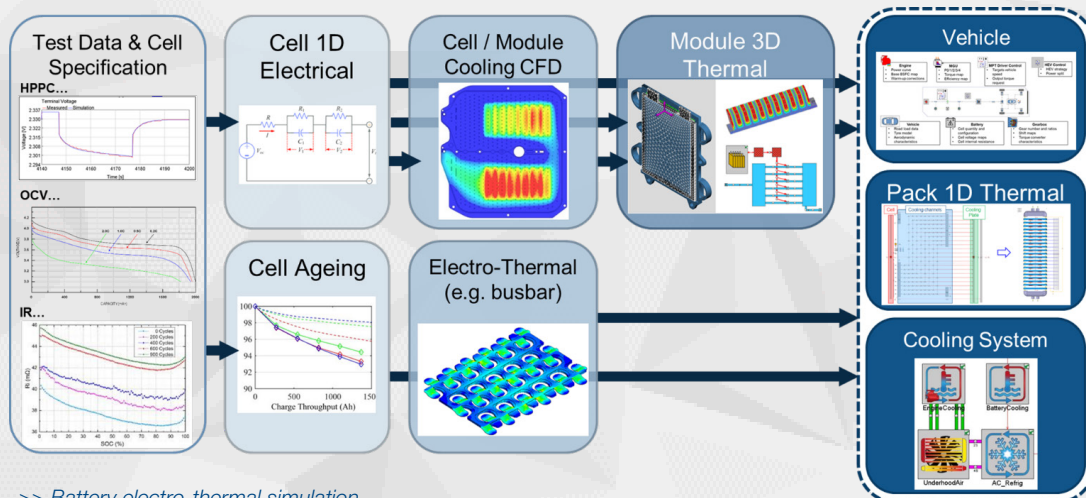
>> Fuel cell and vehicle simulation

## Battery Simulation

- Cell selection, pack sizing & cooling definition
- Electrical model creation from cell data
- FE-mesh to 1D cell thermal model progression
- Thermal inputs from CFD (e.g. cooling plate)
- Linked into vehicle system (powertrain for energy demand, cooling system for thermal regulation) and optimised over drive cycles

## Software, Tools & Services

- Flexible vehicle co-simulation environment
- Any sub-system models can be linked in
  - › Thermal, controls, emissions models etc.
- Sub-system specification and operating strategy optimisation over drive cycles
- Virtual calibration and testing, SiL and HiL
- Tailored RDE drive cycle generation



>> Battery electro-thermal simulation

MAHLE ZG Transmissions  
 Georg-Kollmannsberger-Str. 3  
 85386  
 Eching  
 Germany  
 Tel. +49 89 18 94 169-0

MAHLE Automotive Technologies  
 No. 1299 Huan Cheng Bei Road  
 Fengpu Industrial Park 201 401  
 Shanghai, Fengxian District  
 China  
 Tel. +86 21 5136-0595

MAHLE product information 05/2022

[www.mahle-powertrain.com](http://www.mahle-powertrain.com)